

## Literacy Resource

### *LINC Literacy Addendum – A Support Document for the LINC Literacy Component*

The LINC Literacy Addendum, published in 1998, was developed as a support document for the LINC Literacy Component (1997). It provides photocopiable worksheet masters for the LINC literacy instructors to use with literacy learners who need to practice their literacy and numeracy skills through many activities. Co-authored by Nancy L. Hutt and Lynn C. Young, The LINC Literacy Addendum was published in 1998 as a project sponsored by Citizenship and Immigration Canada. The Introduction consists of the following sections:

- Overview of the LINC Literacy Addendum
- Visual Model
- The Five Stages of ESL Literacy
- Outcomes for Literacy Stages 1 and 2: The Foundation Skills
- Relation of Literacy Stages to Literacy Benchmarks and LINC Levels
- Key Classroom Points

The LINC Literacy Addendum Worksheets cover the following 12 themes:

- Housing
- Family Life
- Media
- Education
- Transportation
- Commercial Services
- Canadian Society
- Employment
- Health and Safety
- Canadian Law
- Government and Community Services
- Leisure

The Introduction and each of the 12 themes are viewable as standalone PDF documents. (Given that this resource was originally published as a hard-copy binder, the binder contains all of the 13 parts and comprises a single publication.)

# LINC LITERACY ADDENDUM

A SUPPORT DOCUMENT FOR  
THE LINC LITERACY COMPONENT

October, 1998

## LEISURE

*Part 13 of 13*

CO-AUTHORS

Nancy L. Hutt      Lynn C. Young

LAYOUT AND PRODUCTION

Robert S. Miles

SECRETARIAL SUPPORT

Phung Lam

A PROJECT SPONSORED BY CITIZENSHIP AND IMMIGRATION CANADA



Circle the letters that are the same:

1. M	N	W	M	V	M	N
2. A	A	V	N	A	H	A
3. C	O	C	Q	C	D	O
4. S	C	F	S	B	P	S
5. U	D	P	W	U	U	V
6. L	F	L	T	W	L	E
7. D	P	B	D	O	C	A
8. R	B	R	P	D	R	G
9. P	R	D	P	S	P	R
10. T	I	T	F	T	E	I
11. N	M	Z	E	N	A	M
12. Z	N	M	Z	V	N	Z




Draw lines to match the pictures. Guess what the people are saying:





Trace and copy:



Nice

to

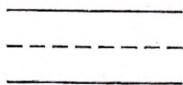
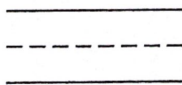
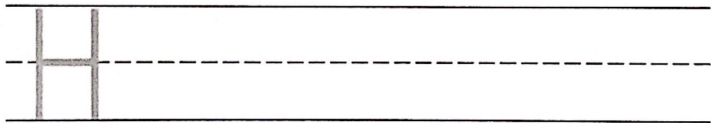
meet

you



Trace and copy. Write H under the picture that begins like HELLO. Your teacher will say the words:

H





Draw lines to match:

---



6




2



4



1



3




5

---



Look at the picture. Then cut out the sentences and sequence to make the conversation:

---



Nice to meet you.

I'm Maria Sanchez.

Hello, I'm Tom Lee.

Nice to meet you too.







Draw lines to complete the phrases:

---

Excuse

day

See you

you

You're

later

Not

thanks

Fine

bad

How

me

Thank

welcome

Nice


are you

---



Trace the conversation:

---



Hi. How are you?

---

Fine thanks. How are you?

---

Okay.

---

See you.

---

Bye.

---



Fill in the blanks using the words in the box:

---

Hello

Not bad

Fine thanks

Bye

\_\_\_\_\_ . How are you?

\_\_\_\_\_ . \_\_\_\_\_ . How are you?

\_\_\_\_\_ . \_\_\_\_\_ . See you later.

\_\_\_\_\_ .

---



Count the tens and ones. Write the number:



tens	ones



tens	ones



tens	ones



tens	ones



tens	ones



tens	ones



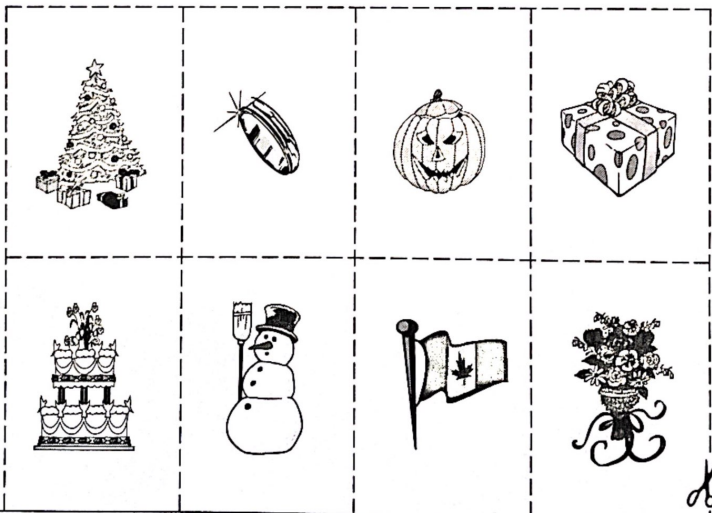

Draw lines to match the holiday symbols on the left to the holiday symbols on the right:

---



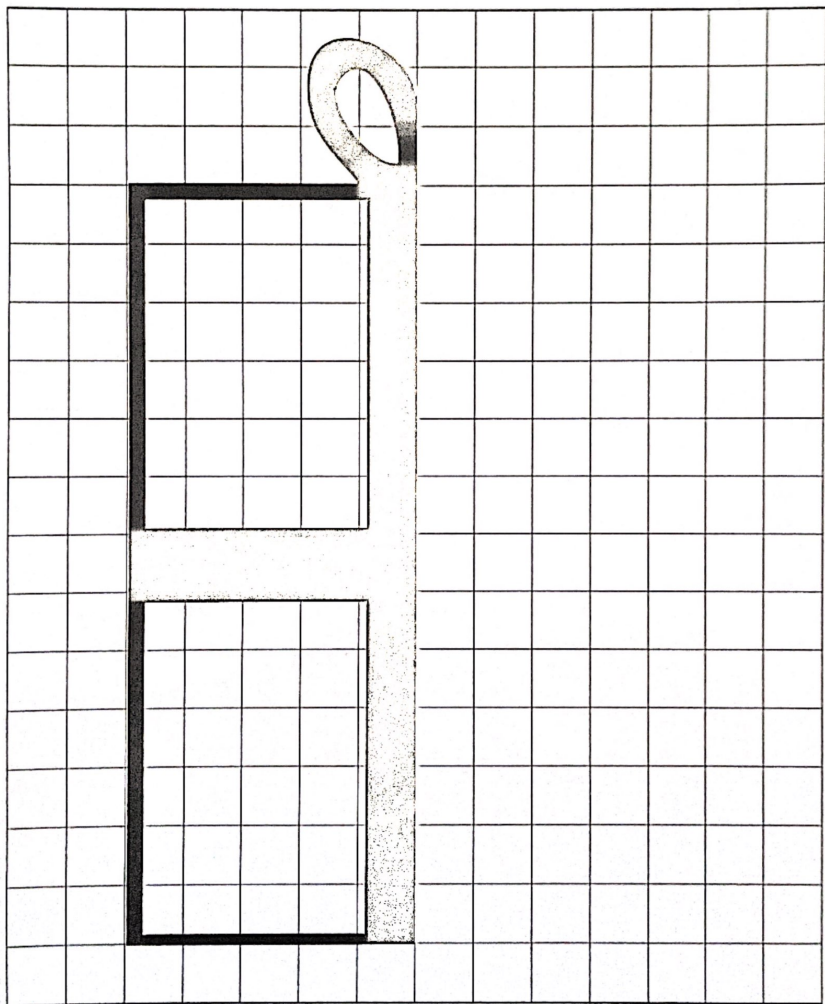


Cut out the pictures at the bottom of the page. Glue the ones that belong with the couple:





Draw the other half of the present:





Trace and copy:



Happy Birthday




Happy New Year





Cut the puzzle into  $\Delta$ 's. Put the picture together again:

---





Read and follow the directions:

---



---

Directions:

1. Colour the tree green.
  2. Colour the present blue.
  3. Colour the cat black.
  4. Colour the heart red.
  5. Colour the egg yellow.
-



Read the greetings. Match to the correct picture:

---



Merry Christmas



Happy Thanksgiving



Happy New Year



Happy Valentine's Day



Happy Birthday



Happy Halloween

---






Copy the appropriate greetings onto the cards:

Happy Birthday

Congratulations

Season's Greetings

Happy New Year





Copy the invitation:

Happy Birthday Happy Birthday Happy Birthday

Please come to my party.


Date: July 14  
Place: 30 Main Street  
Time: 12:00 o'clock

Happy Birthday Happy Birthday Happy Birthday

Happy Birthday Happy Birthday Happy Birthday

Happy Birthday Happy Birthday Happy Birthday

Happy Birthday Happy Birthday Happy Birthday



Come for a picnic !

AI

Happy Birthday Happy Birthday Happy Birthday


Please \_\_\_\_\_ to my \_\_\_\_\_ .

Date: \_\_\_\_\_  
Place: \_\_\_\_\_  
Time: \_\_\_\_\_

Happy Birthday Happy Birthday Happy Birthday

Happy Birthday Happy Birthday Happy Birthday

Happy Birthday Happy Birthday Happy Birthday



Come for a \_\_\_\_\_ !

AI



Write how many are left:

---



$$9 - 2 = \underline{\quad}$$

---



$$8 - 4 = \underline{\quad}$$

---



$$7 - 5 = \underline{\quad}$$

---



$$9 - 6 = \underline{\quad}$$

---



Draw lines to match the pictures:


---





Draw a line from each picture to where it belongs:

---







Trace and copy. Write C under the picture that begins like CARDS. Your teacher will say the words:

C



C



\_\_\_\_\_

-----

\_\_\_\_\_

\_\_\_\_\_

-----

\_\_\_\_\_



Trace and copy:

relax

weekend



Write the numbers next to the cards:

---



\_\_\_\_\_



\_\_\_\_\_



\_\_\_\_\_



\_\_\_\_\_



\_\_\_\_\_



\_\_\_\_\_



\_\_\_\_\_



\_\_\_\_\_



\_\_\_\_\_



\_\_\_\_\_

---



Read the questions. Ask your classmates to answer them. Write a different name in each box:

---

1. Do you like swimming?

YES

NO

2. Do you like playing cards?

YES

NO

3. Do you like fishing?

YES

NO

4. Do you like watching tv?

YES

NO

5. Do you like playing soccer?

YES

NO



Circle the correct word:

---



1. I like  $\left\{ \begin{array}{l} \text{swimming.} \\ \text{skating.} \end{array} \right.$



2. She likes  $\left\{ \begin{array}{l} \text{sewing.} \\ \text{swimming.} \end{array} \right.$



3. He likes  $\left\{ \begin{array}{l} \text{football.} \\ \text{fishing.} \end{array} \right.$



4. We like  $\left\{ \begin{array}{l} \text{soccer.} \\ \text{skating.} \end{array} \right.$



5. They like  $\left\{ \begin{array}{l} \text{baseball.} \\ \text{basketball.} \end{array} \right.$
-



Write the letters to spell the words:

bat

ball

puck

stick

skates

glove



ba\_\_

b\_\_\_

\_\_\_\_\_



ba\_

b\_ \_

\_\_\_\_\_



glo\_\_

gl\_\_\_

\_\_\_\_\_



pu\_\_

p\_\_\_

\_\_\_\_\_



skat\_

ska\_\_

\_\_\_\_\_



sti\_\_

st\_\_\_

\_\_\_\_\_



Circle the beginning letter for each picture. Then write the letter on the line:



s

b



s

b



6

s

b



s

b



s

b



s

b



s

b



s

b



s

b






Complete the number games:

---

6	+3	9	-2		+1
					-4
					+1
				-2	



3	-1		+4		-2		
					+3		
					-6		
				+5		-2	

---